

This document must be retained for future reference.

It is the responsibility of the person installing the electrical equipment to ensure that the installation meets the requirements of the IET wiring regulations and is therefore 'fit for purpose'. Factors such as correct selection of components, cable sizing, protective devices and Earth bonding are all critical and should be checked prior to full testing and power-up. Any other regulations applicable to the equipment being installed such as the Machinery Directive and current health and safety legislation must also be adhered to.

All connections (including factory made) must be checked for the correct tightness prior to commissioning of the electrical installation.  
All connections should also be inspected periodically to ensure correct tightness.

DO NOT USE POWER TOOLS ON THESE PRODUCTS



## ECLR01-02

### Latching Relays



Data	ECLR01	ECLR02
Number of function	1	2
Supply terminals	A1-A2	
Voltage range	AC/DC 12-240V (50-60Hz)	
Burden	AC 0.7-3VA/DC 0.5-1.7W	
Voltage range	AC 230V (50-60Hz)	
Power input	AC max. 12VA/1.3W	AC max. 12VA/1.9W
Supply voltage tolerance	-15%;+10%	
Supply indication	green LED	
Control terminals	A1-S	
Impulse length	min.25ms	
Temperature coeicient	0.05%/°C, at = 20°C (0.05%°F , at=68°F)	
Output	1 x SPDT	2 x SPDT
Current rating	16A / AC1	
Switching voltage	250VAC / 24VDC	
Min breaking capacity DC	500mW	
Output indication	red LED	
Mechanical life	1 x 10	
Electrical life (AC1)	1 x 10	
Reset time	max. 200ms	
Operating temperature	-20°C to +55°C (-4°F to 131°F)	
Storage temperature	-35°C to +75°C (-22°F to 158°F)	
Mounting / DIN rail	Din rail EN/IEC 60715	
Protection Degree	IP40 for front panel / IP20 terminals	
Operating position	any	
Overvoltage category	III.	
Pollution degree	2	
Max cable Size	solid wire max. 1 x 2.5 or 2 x 1.5 / with sleeve max. 1 x 2.5 (AWG 12)	
Dimensions	90 x 18 x 64mm	
Weight	1 x SPDT: 58g	
	2 x SPDT: 70g	
Standards	IEC/EN 61810-1 , IEC/EN61010-1	

This document must be retained for future reference.

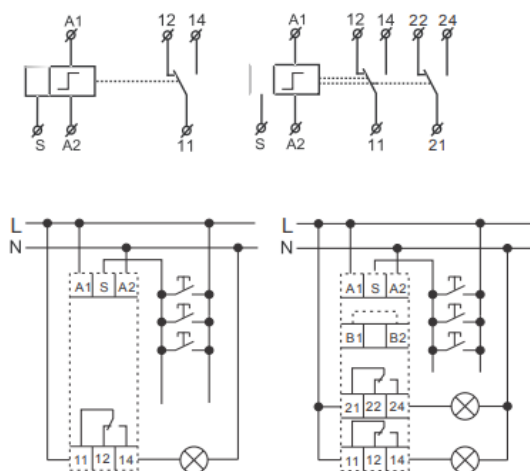
It is the responsibility of the person installing the electrical equipment to ensure that the installation meets the requirements of the IET wiring regulations and is therefore 'fit for purpose'. Factors such as correct selection of components, cable sizing, protective devices and Earth bonding are all critical and should be checked prior to full testing and power-up. Any other regulations applicable to the equipment being installed such as the Machinery Directive and current health and safety legislation must also be adhered to.

All connections (including factory made) must be checked for the correct tightness prior to commissioning of the electrical installation. All connections should also be inspected periodically to ensure correct tightness.

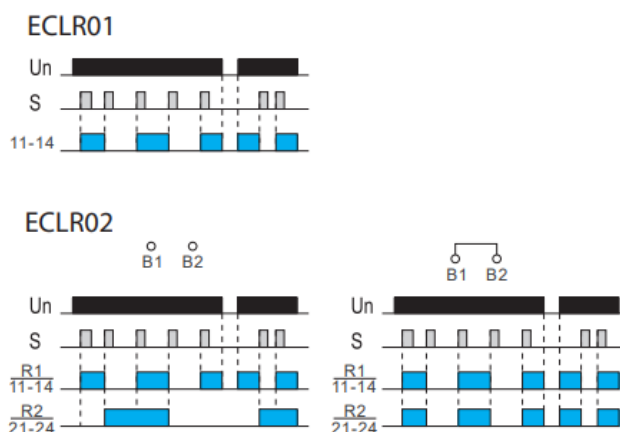
DO NOT USE POWER TOOLS ON THESE PRODUCTS



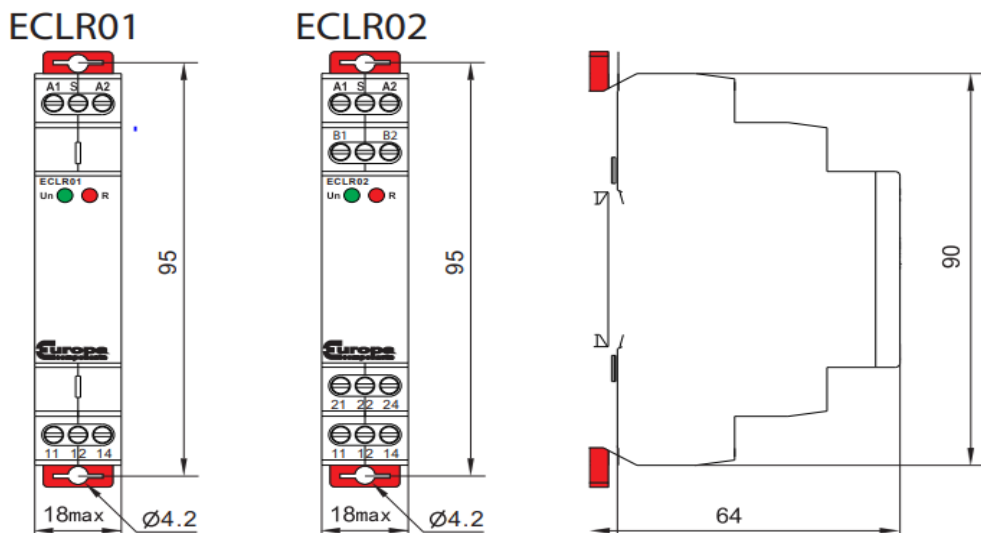
### Wiring Diagram



### Function Diagram



### Dimensions:



### Panel Diagram

