

## ⚠ Important Safety Notice ⚠

It is the responsibility of the person installing the electrical equipment to ensure that the installation meets the requirements of the IET wiring regulations and is therefore 'fit for purpose'. Factors such as correct selection of components, cable sizing, protective devices and Earth bonding are all critical and should be checked prior to full testing and power-up. Any other regulations applicable to the equipment being installed such as the Machinery Directive and current health and safety legislation must also be adhered to. Terminals, including factory fitted, must be checked for the correct tightness prior to commissioning of the electrical installation. All terminals should be checked periodically to ensure correct tightness

**DO NOT USE POWER TOOLS ON THESE PRODUCTS**



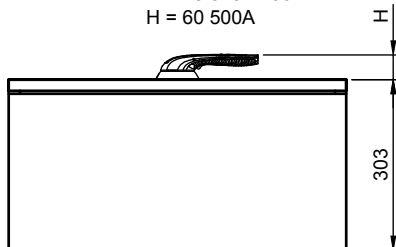
☑ Bureau Vertitas ☑ KEMA Certified ☑ EN 60947-1 & 3 Compliant ☑ IP66



Data	Range	Units	LB3153PNLGP LB3153PSNGP	LB4003PNLGP LB4003PSNGP	LB5003PNLGP LB5003PSNGP
Rated thermal current I <sub>th</sub> at 50°C	Amps	A	315	400	500
Rated insulation voltage U <sub>i</sub>	Volts	V	1000	1000	1000
Rated dielectric strength	Volts	kV	5	5	8
Rated impulse voltage U <sub>imp</sub>	Volts	kV	8	8	12
Rated operational current I <sub>e</sub> at 400V AC-22	Amps	A	315	400	500
Rated operational current I <sub>e</sub> at 400V AC-23	Amps	A	315	400	500
Rated operational power P <sub>e</sub> at 400V AC-23	Watts	kW	175	222	277
Rated breaking capacity	Amps	A	2520	3200	4000
Rated making capacity	Amps	A	3150	4000	5000
Rated short circuit making capacity (peak value) I <sub>cm</sub>	Amps	kA	20	20	26
Rated short-time withstand current (1 sec) rms I <sub>cw</sub>	Amps	kA	12	12	16
Minimum number of mechanical operations	-	Cycles	20,000	20,000	10,000
Minimum number of electrical operations @ 400V AC-23	-	Cycles	1,000	1,000	1,000
Terminal Capacity (rigid copper cable)	-	mm <sup>2</sup>	185	240	2x185
Lug bolt size	-	-	M10	M10	M10
Maximum size of busbar connection	-	mm	7x25	7x40	6x40
Tightening torque	-	Nm	18	24	24

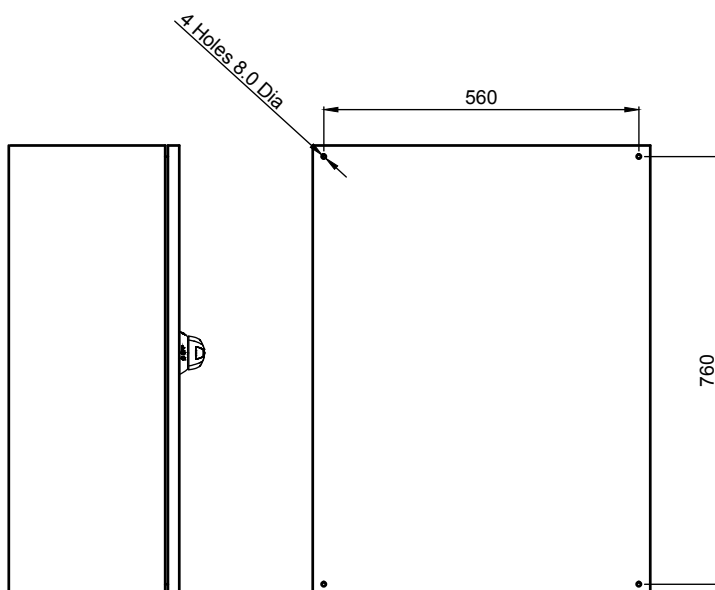
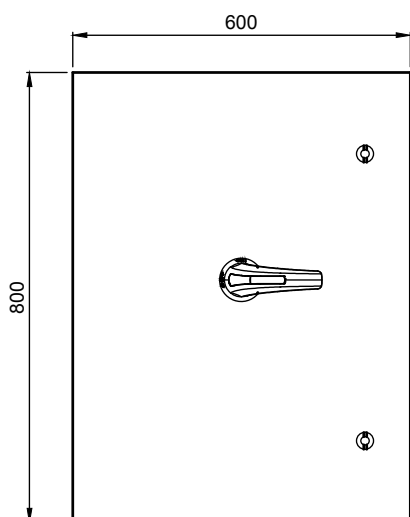
## Enclosure Dimensions:

H = 45 315 - 400A  
H = 60 500A



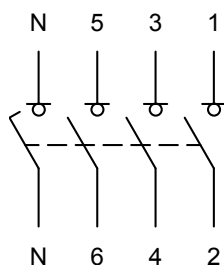
### Enclosure Specification:

Glass Fibre Reinforced Polycarbonate  
IP66 / IK10 + 35°C / IK09 -25°C  
Glow Wire Flammability Rating 960°C  
Halogen Free / UV Resistant to UL508  
Colour: Ral:7035

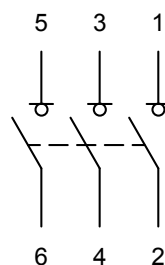


## Terminal Configuration:

LB 3 Pole +  
Switched Neutral



LB 3 Pole



Note: Neutral Contact is  
Early Make/ Late Break

ⓘ ALL PRODUCTS, PRODUCT SPECIFICATIONS AND DATA ARE SUBJECT TO CHANGE WITHOUT NOTICE.

Information provided in data sheets and/or specifications may vary from actual results in different applications and performance may vary over time.

Europa House, Airport Way, Luton, Beds, LU2 9NH Tel: 01582 692 440 / Fax: 01582 692 450 e-mail: [sales@europacomponents.com](mailto:sales@europacomponents.com)  
website: <http://www.europacomponents.com>