

This document must be retained for future reference.

It is the responsibility of the person installing the electrical equipment to ensure that the installation meets the requirements of the IET wiring regulations and is therefore 'fit for purpose'. Factors such as correct selection of components, cable sizing, protective devices and Earth bonding are all critical and should be checked prior to full testing and power-up. Any other regulations applicable to the equipment being installed such as the Machinery Directive and current health and safety legislation must also be adhered to.

All connections (including factory made) must be checked for the correct tightness prior to commissioning of the electrical installation.
All connections should also be inspected periodically to ensure correct tightness.

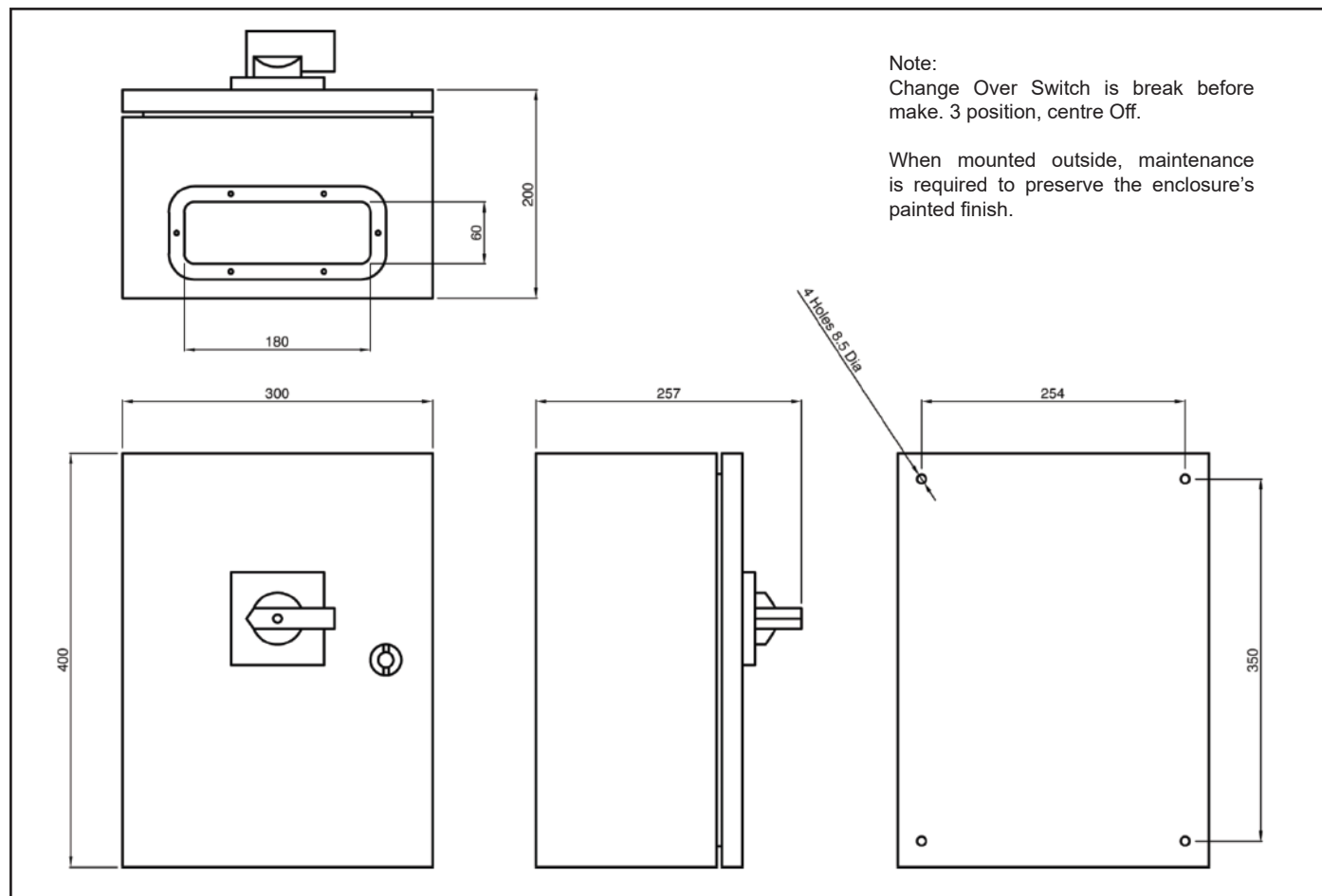
DO NOT USE POWER TOOLS ON THESE PRODUCTS



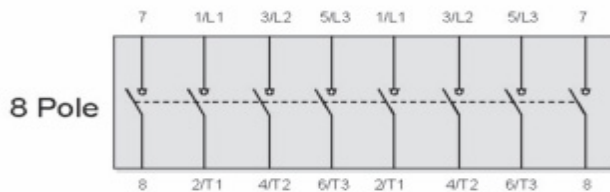
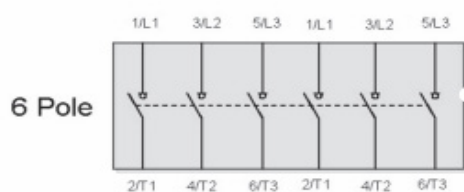
Switch Disconnectors - 6 Pole, 8 Pole & Change Over

Data		Range	Units	LB636P LB638P LBC634P	LB806P LB808P LBC804P	LB1256P LB1258P LBC1254P
Rated Operational Voltage Ue						
IEC & EN 60947-3		Volts	V	690	690	690
Main Switch: Isolating Voltage up to		Volts	V	750	750	750
Rated Impulse Withstand Voltage Uimp		Volts	kV	6	6	6
Rated Uninterrupted Current Iu		Amps	A	63	80	125
Rated Operational Current Ie						
IEC & EN 60947-3	AC-22A	Up to 690V	A	63	80	125
	AC-21A	Up to 690V	A	80	80	125
	AC-1	Up to 690V	A	80	80	125
Rated Operational Power AC-23A (50-60Hz)						
IEC & EN 60947-3	3 Phase	220-240V	kW	30	37	55
		280-440V	kW	37	45	75
		500-690V	kW	45	90	90
Rated Operational Power AC-3A (50-60Hz)						
IEC & EN 60947-3	3 Phase	220-240V	kW	22	30	45
		440V	kW	22	37	55
		690V	kW	30	55	55
UL Power Rating						
DOL	3 Phase	120V	hp	7.5	7.5	7.5
		240V	hp	15	20	30
		480V	hp	25	30	40
		600V	hp	30	40	50
	1 Phase	120V	hp	3	3	3
		240V	hp	7.5	7.5	7.5
UL Short Circuit Ratings						
Fuse rating, class J		Amps	A	70	125	125
Fuse rating, class RK5		Amps	A	-	-	-
Rated Fused short circuit current		Amps	kA	10	10	10
Short Circuit Capacity (IEC)						
Max Fuse Size (Type gL)		Amps	A	63	125	125
Rated Fused Short Circuit Current		Amps	kA	30	30	30
Terminal Specification						
Single/ Multiple Strand Wire			Min-mm ²	2.5	2.5	2.5
			Max-mm ²	25	50	50
Fine Strand with Sleeve			Min-mm ²	2.5	4	4
			Max-mm ²	10	50	50
Recommended Tightening Torque			Nm	2.0	2.5	2.5

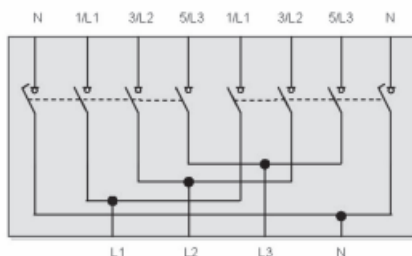
Dimensions IP65 Epoxy Coated Steel Enclosure



Terminal Configuration



Change over 4 Pole
('0' position shown)



Note: Neutral Contact is Early
Make/ Late Break

Change over 4 Pole
Switch Program

	N	1/L1	3/L2	5/L3	1/L1	3/L2	5/L3	N
I	X	X	X	X				
0								
II					X	X	X	X