

Europa Components, Europa House, Airport Way, Luton, Beds, LU2 9NH  
 Technical: 01582 692 444 | technical@europacomponents.com  
 Sales: 01582 692 440 | sales@europacomponents.com  
 Website: www.europacomponents.com



It is the responsibility of the person installing the electrical equipment to ensure that the installation meets the requirements of the IET wiring regulations and is therefore 'fit for purpose'. Factors such as correct selection of components, cable sizing, protective devices and Earth bonding are all critical and should be checked prior to full testing and power-up. Any other regulations applicable to the equipment being installed such as the Machinery Directive and current health and safety legislation must also be adhered to.

All connections (including factory made) must be checked for the correct tightness prior to commissioning of the electrical installation.  
 All connections should be inspected periodically to ensure correct tightness.



**DO NOT USE POWER TOOLS ON THESE PRODUCTS**

### Part Number: **EUR1100** **RCCB TYPE 'A' 100A 2 & 4 Pole for TPN BOARDS**

### Features & Benefits

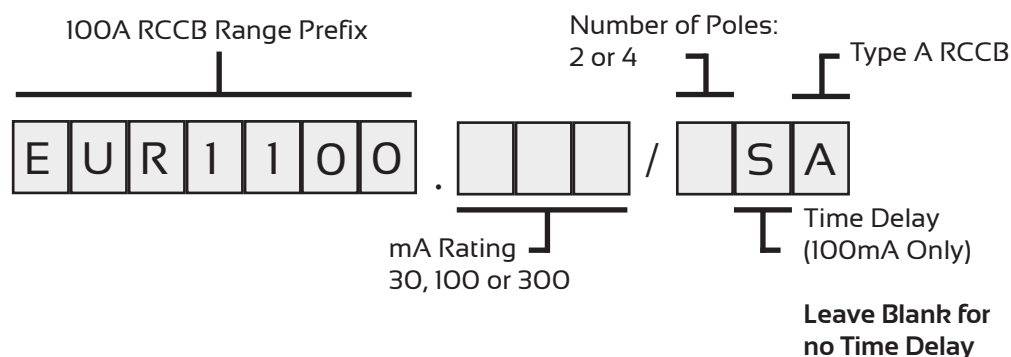
- Can be fitted upstream of a Type A or Type AC device.
- Type A is also suitable for Type AC applications resulting to a wider range of installations which the RCCB can be used in.
- Suitable for electric vehicle charging where any smooth DC fault current is less than 6mA.



Product Range	EUR1
Standard(s)	BS EN 61008-1, EN 61008-1
Type	A
Declaration and Approval	UKCA & CE
Rated Current (In)	100A
Rated Residual Operating Current IΔn	30, 100 & 300mA
Tripping Time 1 x IΔn	≤ 300ms   ≤ 500ms (Time Delay)
Tripping Time 5 x IΔn	≤ 40ms   ≤ 150ms (Time Delay)
Rated Voltage (Ue)	AC 230(240) / 400(415)V
Rated Frequency	50/60Hz
Rated impulse withstand Voltage (Uimp)	4kV
Number of Poles	2 / 4
Rated Short-Circuit Capacity (Inc)	10kA
Operating Temperature	-25° to 40°C*
Altitude	Not exceeding 2000 metres
Humidity	Not exceeding 50% at 40°C and 90% at 20°C
Pollution Degree	2
Terminal protection	IP20
Mounting	35mm DIN Rail
Terminal Type	Tunnel
Terminal Capacity	1.6-35mm²
Recommended Terminal Torque	2.0Nm

\* Average not exceeding 35°C over a 24 hour period.  
 Note: Type A is suitable for Type AC applications.  
 Type A is suitable where any smooth DC fault current is less than 6mA.

### Part Number Breakdown



Examples:

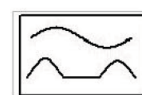
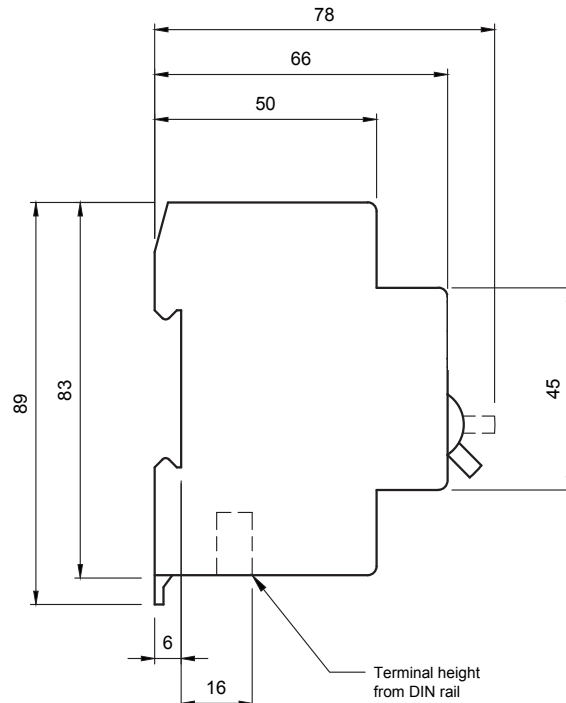
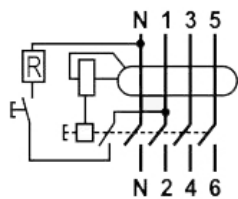
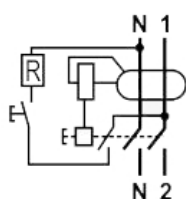
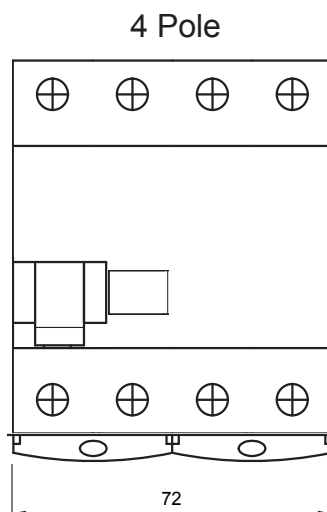
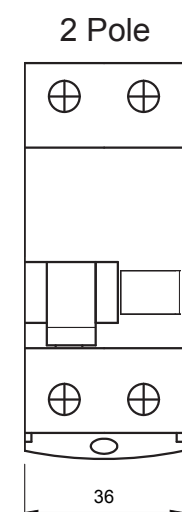
100A 2 Pole 30mA Type A >> EUR1100.30/2A

100A 4 Pole 100mA Type A >> EUR1100.100/4A

100A 4 Pole 300mA Type A >> EUR1100.300/4A

100A 4 Pole 100mA Time Delay Type A >> EUR1100.100/4SA

### Dimensions



Type A